

# Manual Instruction

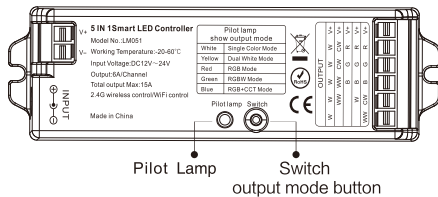
SKU:6233

## 5 IN 1 Smart LED Controller

Model No.: LM051

### Introduction

5 in 1 (Single Color&CCT&RGB&RGBW&RGB+CCT) smart strip controller is our newly developed high-end LED controller controlled by wireless remote controller, also with smart phone control and 4G long distance control (2.4GHz gateway is needed). The controller has auto-transmitting and auto-synchronizing function and with brightness, CCT, RGB, RGBW and RGB+CCT output mode. This controller adopt the widely used 2.4GHz wireless technology with the features of low power consumption, long signal transmitting and strong anti-interference, etc. One compatible remote control many controllers at the same time. Widely used on the controlling of hotel lighting and home lighting.



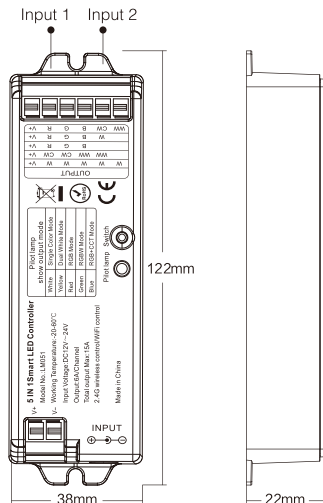
### Pilot lamp showing instruction

Pilot Lamp Color	Output Mode
White Light	Single Color Mode
Yellow Light	Dual White Mode
Red Light	RGB Mode
Green Light	RGBW Mode
Blue Light	RGB+CCT Mode

### Technical Data

Model No.: LM051  
Working Temperature: -20~60°C  
Input Voltage: DC12V~24V  
Output: 6A/Channel  
Total Output Max: 15A  
Connection: Common anode

RF: 2.4GHz  
Control Distance: 30m  
Size: 122\*38\*22mm  
Weight: 60g



### Remote Controller

Compatible with these remote controls (Purchased separately).  
For more details, pls read the remote instruction.



SKU:6014



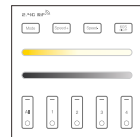
SKU:6013



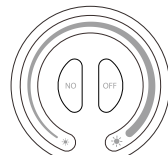
SKU:6016



SKU:6011



SKU:6012



SKU:6015

Only for single color LED controller



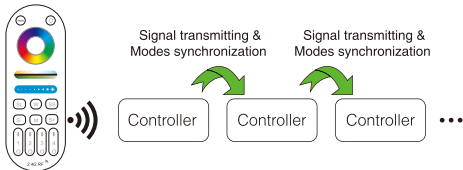
Lighting can be working after linking with remote;  
for more details, pls read the remote instruction.

## Signal transmitting

One lighting fixture can transmit the signals from the remote control to another lighting fixture within 30m, as long as there is a lighting fixture within 30m, the remote control distance can be limitless.

## Modes synchronization

Different lighting fixture can work synchronously when they are started at different times, controlled by the same remote, under same dynamic mode and within 30m distance.

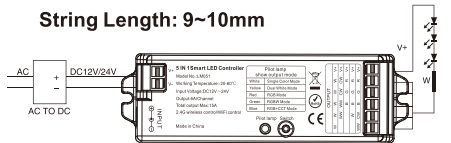


## Dynamic Mode Sheet

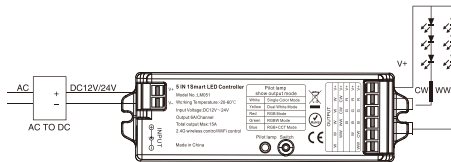
Number	Dynamic Mode	Brightness/Speed	Saturation Control	Compatible Output Mode		
				Single Color	Dual White	RGB&RGBW&RGB+CCT
1	Single Color Blinking	Adjustable	No	✓	✓	✓
2	Seven Colors Change Gradually			x	x	✓
3	White Color Change Gradually			✓	✓	✓
4	Red,Green,Blue,White Color Change Gradually			x	x	✓
5	Red,Green,Blue,White Color Jump to Change			x	x	✓
6	Seven Colors Jump to Change Randomly			x	x	✓
7	Red Color Change Gradually+Jump to Change			x	x	✓
8	Green Color Change Gradually+Jump to Change			x	x	✓
9	Blue Color Change Gradually+Jump to Change			x	x	✓
10	Single Color Change Gradually+Jump to Change			✓	✓	x

## Controller connect to LED strip diagram


String Length: 9~10mm



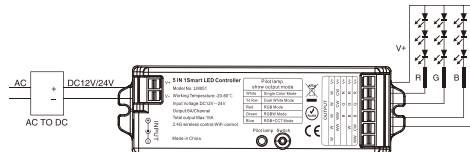
Controller connect to Single Color LED strip diagram



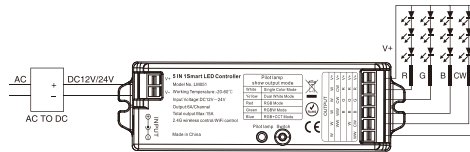
Controller connect to CCT LED strip diagram



Controller connect to RGB LED strip diagram



Controller connect to RGBW LED strip diagram



Controller connect to RGB+CCT LED strip diagram

## Attention

1. Please check whether the input voltage of the constant voltage power supply is in accordance with the controller, and please check the connection of both the cathode and anode, otherwise the controller will be broken.
2. Please don't connect wires with power on. Please turn on again only when it is in right connection and no short circuit.
3. Please do not use the controller in the place with widely range metal area or strong electromagnetic wave nearby, otherwise, the remote distance will be seriously affected .
4. When the device load to 15A,wire diameter must be over 1.5mm<sup>2</sup>



Made in China