

User Instruction

SKU:6015

Touch Dimming Remote
Model No.:LM087

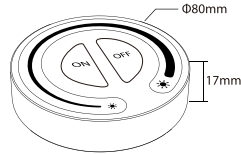
0320-1

Features

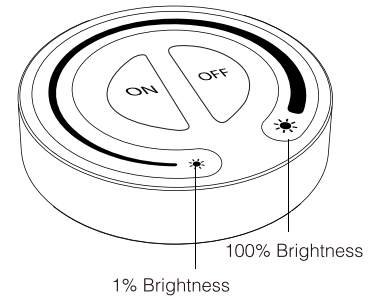
Touch dimming remote is a newly developed remote with elegant and fashionable appearance. We use high-precision IC, touching is sensitive and stable. And we adopt 2.4G high frequency wireless control method with the features of low power consumption, long distance transmitting, strong anti-interference and fast communication rate. Working on all our brightness dimming products.

Parameters

Working Voltage: 3V(AAA Battery*2PCS)
Transmitting Power: 6dBm
Standby Power: 10uA
Working Temperature: -20~60°C
Radio Frequency: 2400-2483.5MHz
Modulation Method: GFSK
Control Distance: 30m



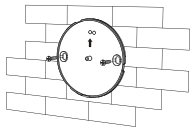
Products Key Diagram



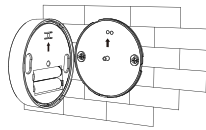
OFF: Short press to turn off the light; Long press to Night Light Mode.
Dimming slider: Touch adjust 1~100% brightness.

Installation

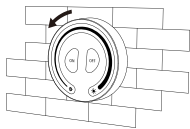
1. Install the remote to the selected place; Keep the two screw on the same level; Install it with arrow up.



2. Install battery(AAA battery*2pcs), then fix it on the base.



3. Press downward and rotate to the left to fix it.



Dismantling: Rotate to the right, then pluck it down.



Linking&Unlinking

Remark: The light can be working after linking with the remote.

Linking Instructions

1. Switch off the light, after 10 seconds switch on again.
2. When the light on, short press press " **ON** " **3 times** within 3 seconds.
3. The light blink 3 times slowly means the linking is done successfully.

Noet: If the light not blink slowly, the linking failed, Pls switch off the light again, and follow the above steps again.

Unlinking Instructions

1. Switch off the light, after 10 seconds switch on again.
2. When the light on, short press " **ON** " **5 times** within 3 seconds.
3. The light blinking 10 times quickly, means the unlinking successfully.

Noet: If the light not blink quickly, the unlink failed, pls switch off the light again, and follow the above steps to unlink again.

Attention

1. Remote only control specified Mi-Light and MiBoxer products; not all series can work on this remote.
2. In the using of the remote, if the indicated lamp blinking quickly, pls change the battery in time. Pls don't use poor quality battery to avoid the leaking of battery liquid to damage the remote.
3. This product is precise electronic product; don't use it in humid, high temperature, dust and high voltage environment; Saving it at indoor, dry and no static electricity environment.
4. Pls don't use the remote on the wide-range metal or strong electromagnetic wave area, otherwise, it will badly affect the controlling distance.

CE RoHS Made in China